

Q.MAXX-G4+ SERIES

400-410 Wp | 108 Cells
21.4 % Maximum Module Efficiency

Your Local Supplier is



DMS Energy
1300 502 599
www.dmsenergy.net.au
info@dmsenergy.net.au
56 Sheffield Rd Spreyton
TAS 7310



qcells

MODEL Q.MAXX-G4+



A reliable investment

Inclusive 25-year product warranty and 25-year linear performance warranty¹.



Enduring high performance

Long-term yield security with Anti LeTID Technology and Hot-Spot Protect.



The most thorough testing programme in the industry

Qcells is the first solar module manufacturer to pass the most comprehensive quality programme in the industry: The new "Quality Controlled PV" of the independent certification institute TÜV Rheinland.



More suitable size for residential installation

With its length less than 1700 mm, Q.MAXX-G4+ provides with easier system designs and installations.



Breaking the 21% efficiency barrier

Q.ANTUM DUO Z technology with zero gap cell layout boosts module efficiency up to 21.4%.



Extreme weather rating

High-tech aluminium alloy frame, certified for high snow (8100 Pa) and wind loads (4000 Pa).



Innovative all-weather technology

Optimal yields, whatever the weather with excellent low-light and temperature behaviour.

¹ See data sheet on rear for further information.

The ideal solution for:



Rooftop arrays on residential buildings



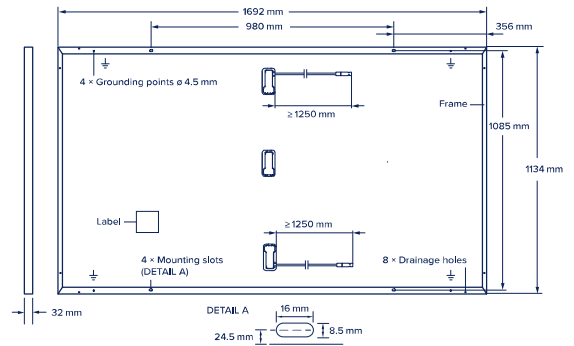
Rooftop arrays on commercial/industrial buildings



Q.MAXX-G4+ SERIES

Mechanical Specification

Format	1692 mm × 1134 mm × 32 mm (including frame)
Weight	20.9 kg
Front Cover	3.2 mm thermally pre-stressed glass with anti-reflection technology
Back Cover	Composite film
Frame	Black anodised aluminium
Cell	6 × 18 monocrystalline Q.ANTUM solar half cells
Junction box	53-101 mm × 32-60 mm × 15-18 mm Protection class IP67, with bypass diodes
Cable	4 mm ² Solar cable; (+) ≥1250 mm, (-) ≥1250 mm
Connector	Stäubli MC4, Hanwha Q CELLS HQC4; IP68

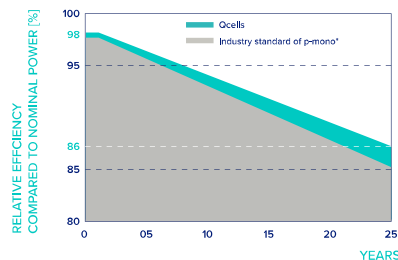


Electrical Characteristics

POWER CLASS			400	410
MINIMUM PERFORMANCE AT STANDARD TEST CONDITIONS, STC ¹ (POWER TOLERANCE +5W/-5W)				
Minimum	Power at MPP ¹	P_{MPP} [W]	400	410
	Short Circuit Current ¹	I_{SC} [A]	13.54	13.61
	Open Circuit Voltage ¹	V_{OC} [V]	37.16	37.21
	Current at MPP	I_{MPP} [A]	12.90	13.04
	Voltage at MPP	V_{MPP} [V]	31.00	31.43
	Efficiency ¹	η [%]	≥20.8	≥21.4
MINIMUM PERFORMANCE AT NORMAL OPERATING CONDITIONS, NMOT ²				
Minimum	Power at MPP	P_{MPP} [W]	300.1	307.6
	Short Circuit Current	I_{SC} [A]	10.91	10.97
	Open Circuit Voltage	V_{OC} [V]	35.04	35.09
	Current at MPP	I_{MPP} [A]	10.16	10.28
	Voltage at MPP	V_{MPP} [V]	29.54	29.91

¹Measurement tolerances $P_{MPP} \pm 3\%$; I_{SC} ; $V_{OC} \pm 5\%$ at STC: 1000 W/m², 25 ± 2 °C, AM 1.5 according to IEC 60904-3 • ²800 W/m², NMOT, spectrum AM 1.5

Qcells PERFORMANCE WARRANTY

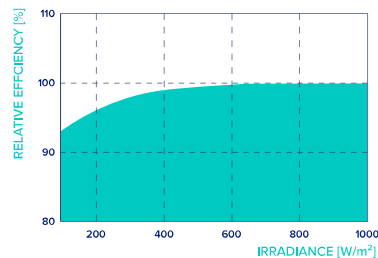


At least 98% of nominal power during first year. Thereafter max. 0.5% degradation per year. At least 93.5% of nominal power up to 10 years. At least 86% of nominal power up to 25 years.

All data within measurement tolerances. Full warranties in accordance with the warranty terms of the Qcells sales organisation of your respective country.

^{*}Standard terms of guarantee for the 5 PV companies with the highest production capacity in 2021 (February 2021)

PERFORMANCE AT LOW IRRADIANCE



Typical module performance under low irradiance conditions in comparison to STC conditions (25 °C, 1000 W/m²).

TEMPERATURE COEFFICIENTS

Temperature Coefficient of I_{SC}	α [%/K]	+0.04	Temperature Coefficient of V_{OC}	β [%/K]	-0.27
Temperature Coefficient of P_{MPP}	γ [%/K]	-0.34	Nominal Module Operating Temperature	NMOT [°C]	43 ± 3

Properties for System Design

Maximum System Voltage	V_{SYS} [V]	1000	PV module classification	Class II
Maximum Reverse Current	I_R [A]	25	Fire Rating based on ANSI/UL 61730	C/TYPE 2
Max. Design Load, Push/Pull	[Pa]	5400/2660	Permitted Module Temperature on Continuous Duty	-40 °C - +85 °C
Max. Test Load, Push/Pull	[Pa]	8100/4000		

Qualifications and Certificates

Quality Controlled PV - TÜV Rheinland; IEC 61215:2016; IEC 61730:2016. This data sheet complies with DIN EN 50380.



Made in China

Packaging Information



Qcells pursues minimizing paper output in consideration of the global environment.

Note: Installation instructions must be followed. Contact our technical service for further information on approved installation of this product.
Hanwha Q CELLS Australia Pty Ltd. Suite 1, Level 1, 15 Blue Street, North Sydney, NSW 2060, Australia | TEL +61 02 9016 3033 | EMAIL inquiry.aus@qcells.com | WEB www.qcells.com/au

qcells